

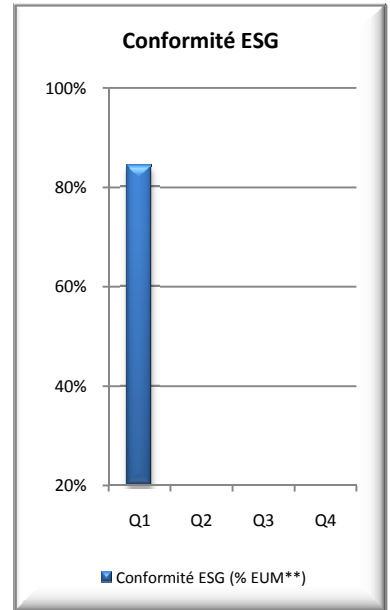
## RB CAPITAL ACTIONS

Valeur	ESG	Pondération
AHOLD NV	A+	1,87%
AKER SOLUTIONS A	A	1,83%
AKZO NOBEL	A+	1,57%
ALSTOM	A+	1,83%
ANDRITZ AG	B-	1,12%
A P MOLLER - MAE	B+	1,43%
ASTRAZENECA PLC	A+	0,99%
BARRY CALLEB-REG		1,14%
BASF SE	A	1,56%
BELGACOM SA	A+	1,90%
BILFINGER BERGER	C-	0,85%
BP PLC	A+	0,89%
BT GROUP PLC	A+	1,87%
CAMPARI GROUP		1,43%
CARL ZEISS MEDIT		1,19%
CELESIO AG	C-	0,68%
CENTRICA PLC	A+	1,21%
CEZ AS	B+	0,56%
D/S NORDEN	C+	0,82%
DELHAIZE GROUP	A+	0,79%
DEUTSCHE POST-RG	A+	0,83%
DRAX GROUP PLC	A-	1,24%
ENDESA	A+	1,03%
ENI SPA	A+	1,94%
ESSILOR INTL	A	1,25%
FIRSTGROUP PLC	A+	0,82%
FORTUM OYJ	A+	0,58%
FRED OLSEN ENERG		0,95%
FUCHS PETRO-PFD		1,57%
FUGRO NV-CVA	B+	1,69%
GAS NATURAL SDG	A+	2,10%
GLAXOSMITHKLINE	A+	1,99%
H LUNDBECK A/S	C	1,64%
JOHNSON MATTHEY	A+	0,67%
KONE OYJ-B	A	1,06%
METRO AG	A	1,73%
MOBISTAR SA	B-	1,86%
NEXT PLC	A+	1,61%
OMV AG	A	1,01%
ORION OYJ-CL B	C+	1,67%
PUMA AG	B+	1,13%
RECKITT BENCKISE	A+	0,77%
RHODIA SA	A	0,83%
ROCHE HLDG-GENUS	A+	1,20%
RWE AG	A	2,05%
SCHINDLER HLD-PC	A	1,84%
SCOTTISH & SOUTH	A	0,84%
SECURITAS AB-B	C-	1,47%
SIEMENS AG-REG	A+	1,32%
SKANSKA AB-B	A	0,86%
SODEXO	A	0,72%
SOFTWARE AG	C-	0,84%
STATOIL ASA	A+	1,43%
SULZER AG-REG	A+	0,69%

Valeur	ESG	Pondération
TECHNIP SA	A+	1,98%
TELE2 AB-B SHS	B+	1,20%
TELEFONICA	A+	1,33%
TELEPERFORMANCE	C-	1,01%
THOMAS COOK GROU	B+	0,95%
TNT NV	A+	1,73%
TOTAL SA	A	1,58%
VALLOUREC	A+	0,89%
OEST ELEKTRIZ-A	A-	0,87%
VIVENDI	A+	2,00%
VOSSLOH AG		1,35%
WACKER CHEMIE AG	A	0,57%
WARTSILA OYJ	A	1,20%
WINCOR NIXDORF	B+	1,06%
WOLTERS KLUWER	A	0,93%

#Valeurs 69

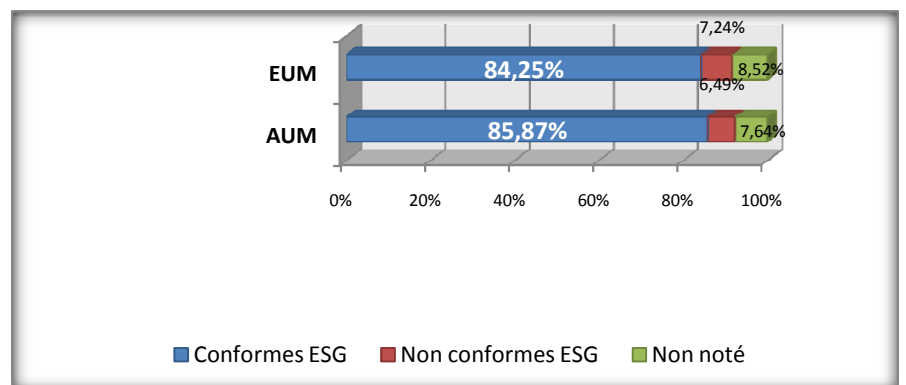
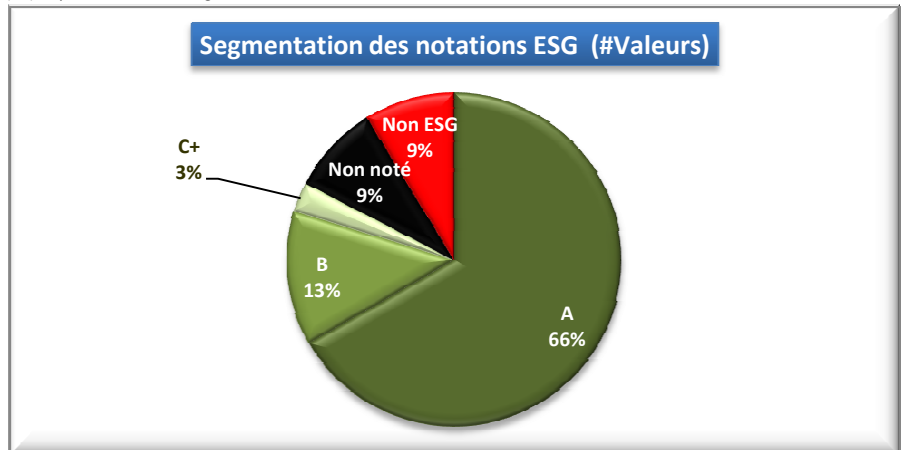
MOYENNE A



2010	Q1	Q2	Q3	Q4
# Valeurs	69			
% Valeurs renseignées	91,3%			
# Valeurs Conformes ESG	57			
Conformité ESG (% AUM*)	85,9%			
Conformité ESG (% EUM**)	84,2%			

(\*): Assets Under Management

(\*\*): Equities Under Management



Source: Roche-Brune AM, Asset4, Thomson Reuters